



**Features**

- Interchangeable AC plugs (plug kit sold sperately)
- Universal AC input / Full range
- No load power consumption < 0.075W
- **Energy efficiency Level VI**
- Comply with EISA 2007/DoE, EU ErP and meet CoC version 5
- Class II power (without earth pin)
- Protections: Short circuit / Overload / Over voltage
- Pass LPS
- -30 ~ +70°C wide range working temperature
- Fully enclosed plastic case
- LED indicator for power on
- [Various DC plug quick adapter accessory available \(Plug kit sold sperately, please refer to : https://www.meanwell.com/upload/pdf/DC\\_plug.pdf\)](https://www.meanwell.com/upload/pdf/DC_plug.pdf)
- 2 years warranty

**Applications**

- Consumer electronic devices
- Telecommunication devices
- Office facilities
- Industrial equipments

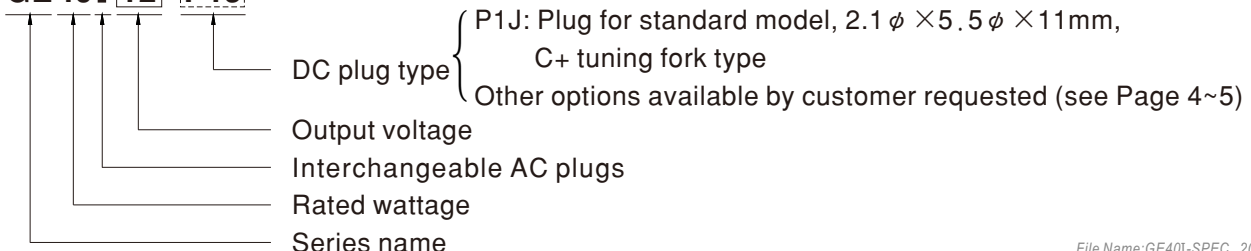
**Description**

GE40I is a highly reliable, 40W wall-mounted style single-output green adaptor series, which is compact and convenient for carry. This product is equipped with an interchangeable AC plug (4 types, including European type, USA type, U.K. type and Australian type) that makes it very suitable for businessmen to use in the major countries around the globe. GE40I is a class II power unit (without FG), accepting the input range from 90VAC to 264VAC that it can satisfy the demands for various types of electrical devices.

With the working efficiency up to 89% and the extremely low no-load power consumption below 0.075W, GE40I is compliant with the latest USA energy regulation EISA 2007/DoE(Level VI) and EU ErP. The supreme feature allows the adaptor to save the energy when it is under either the operating mode or the standby mode. The entire series is approved for international safety regulations; moreover, it adopts the 94V-0 flame retardant plastic case that it can effectively prevent users from electric hazard.

**Model Encoding**

**GE40I 12 -P1J**



Interchangeable AC plug specifically for GE12/18/24/30/40I

TYPE					
	Australian type	U.K type	European type	US type	Mix four type
ORDER NO.	AC plug-AU3 (for GE40 only)	AC plug-UK (for GE12/18/24/30/40)	AC plug-EU (for GE12/18/24/30/40)	AC plug-US (for GE12/18/24/30/40)	AC plug-MIX3 (for GE40 only)

Note: Please be aware that Australian type AC plug of GE40 Series CANNOT be used on GE12-GE30 series. However, UK, European, and US type AC plug doesn't have such concern. Order NO. of Mix four type to GE40 is AC plug-MIX3, please DO NOT order AC plug-MIX.

SPECIFICATION

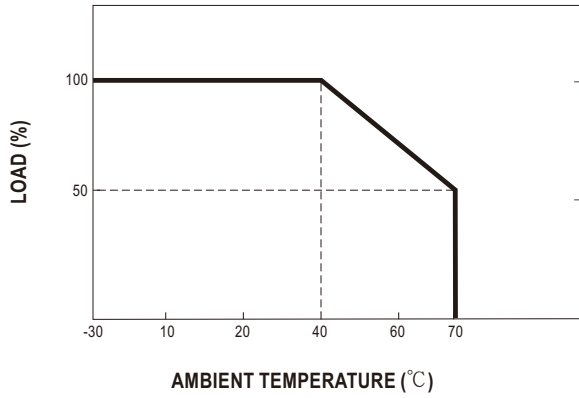
POWER SUPPLY MAIN BODY ORDER NO.	GE40I05-P1J	GE40I07-P1J	GE40I09-P1J	GE40I12-P1J	GE40I15-P1J	GE40I18-P1J	GE40I24-P1J	GE40I36-P1J	GE40I48-P1J																																																																																																																																																		
<b>OUTPUT</b>	<table border="1"> <tr> <td>SAFETY MODEL NO.</td> <td>GE40I05</td> <td>GE40I07</td> <td>GE40I09</td> <td>GE40I12</td> <td>GE40I15</td> <td>GE40I18</td> <td>GE40I24</td> <td>GE40I36</td> <td>GE40I48</td> </tr> <tr> <td>DC VOLTAGE <small>Note.2</small></td> <td>5V</td> <td>7.5V</td> <td>9V</td> <td>12V</td> <td>15V</td> <td>18V</td> <td>24V</td> <td>36V</td> <td>48V</td> </tr> <tr> <td>RATED CURRENT</td> <td>4A</td> <td>2.66A</td> <td>3.3A</td> <td>3.3A</td> <td>2.7A</td> <td>2.2A</td> <td>1.67A</td> <td>1.11A</td> <td>0.83A</td> </tr> <tr> <td>CURRENT RANGE</td> <td>0 ~ 4A</td> <td>0 ~ 2.66A</td> <td>0 ~ 3.3A</td> <td>0 ~ 3.3A</td> <td>0 ~ 2.7A</td> <td>0 ~ 2.2A</td> <td>0 ~ 1.67A</td> <td>0 ~ 1.11A</td> <td>0 ~ 0.83A</td> </tr> <tr> <td>RATED POWER (max.)</td> <td>20W</td> <td>20W</td> <td>29.7W</td> <td>39.6W</td> <td>40.5W</td> <td>39.6W</td> <td>40W</td> <td>40W</td> <td>40W</td> </tr> <tr> <td>RIPPLE &amp; NOISE (max.) <small>Note.3</small></td> <td>100mVp-p</td> <td>100mVp-p</td> <td>100mVp-p</td> <td>120mVp-p</td> <td>150mVp-p</td> <td>180mVp-p</td> <td>240mVp-p</td> <td>300mVp-p</td> <td>300mVp-p</td> </tr> <tr> <td>VOLTAGE TOLERANCE <small>Note.4</small></td> <td>±3.0%</td> <td>±3.0%</td> <td>±3.0%</td> <td>±3.0%</td> <td>±3.0%</td> <td>±3.0%</td> <td>±3.0%</td> <td>±3.0%</td> <td>±3.0%</td> </tr> <tr> <td>LINE REGULATION <small>Note.5</small></td> <td>±1.0%</td> <td>±1.0%</td> <td>±1.0%</td> <td>±1.0%</td> <td>±1.0%</td> <td>±1.0%</td> <td>±1.0%</td> <td>±1.0%</td> <td>±1.0%</td> </tr> <tr> <td>LOAD REGULATION <small>Note.6</small></td> <td>±3.0%</td> <td>±3.0%</td> <td>±3.0%</td> <td>±3.0%</td> <td>±3.0%</td> <td>±3.0%</td> <td>±3.0%</td> <td>±3.0%</td> <td>±3.0%</td> </tr> <tr> <td>SETUP, RISE, HOLD UP TIME</td> <td colspan="9">3000ms, 40ms, 12ms / 230VAC      3000ms, 40ms, 12ms / 115VAC at full load</td> </tr> </table>										SAFETY MODEL NO.	GE40I05	GE40I07	GE40I09	GE40I12	GE40I15	GE40I18	GE40I24	GE40I36	GE40I48	DC VOLTAGE <small>Note.2</small>	5V	7.5V	9V	12V	15V	18V	24V	36V	48V	RATED CURRENT	4A	2.66A	3.3A	3.3A	2.7A	2.2A	1.67A	1.11A	0.83A	CURRENT RANGE	0 ~ 4A	0 ~ 2.66A	0 ~ 3.3A	0 ~ 3.3A	0 ~ 2.7A	0 ~ 2.2A	0 ~ 1.67A	0 ~ 1.11A	0 ~ 0.83A	RATED POWER (max.)	20W	20W	29.7W	39.6W	40.5W	39.6W	40W	40W	40W	RIPPLE & NOISE (max.) <small>Note.3</small>	100mVp-p	100mVp-p	100mVp-p	120mVp-p	150mVp-p	180mVp-p	240mVp-p	300mVp-p	300mVp-p	VOLTAGE TOLERANCE <small>Note.4</small>	±3.0%	±3.0%	±3.0%	±3.0%	±3.0%	±3.0%	±3.0%	±3.0%	±3.0%	LINE REGULATION <small>Note.5</small>	±1.0%	±1.0%	±1.0%	±1.0%	±1.0%	±1.0%	±1.0%	±1.0%	±1.0%	LOAD REGULATION <small>Note.6</small>	±3.0%	±3.0%	±3.0%	±3.0%	±3.0%	±3.0%	±3.0%	±3.0%	±3.0%	SETUP, RISE, HOLD UP TIME	3000ms, 40ms, 12ms / 230VAC      3000ms, 40ms, 12ms / 115VAC at full load																																																					
SAFETY MODEL NO.	GE40I05	GE40I07	GE40I09	GE40I12	GE40I15	GE40I18	GE40I24	GE40I36	GE40I48																																																																																																																																																		
DC VOLTAGE <small>Note.2</small>	5V	7.5V	9V	12V	15V	18V	24V	36V	48V																																																																																																																																																		
RATED CURRENT	4A	2.66A	3.3A	3.3A	2.7A	2.2A	1.67A	1.11A	0.83A																																																																																																																																																		
CURRENT RANGE	0 ~ 4A	0 ~ 2.66A	0 ~ 3.3A	0 ~ 3.3A	0 ~ 2.7A	0 ~ 2.2A	0 ~ 1.67A	0 ~ 1.11A	0 ~ 0.83A																																																																																																																																																		
RATED POWER (max.)	20W	20W	29.7W	39.6W	40.5W	39.6W	40W	40W	40W																																																																																																																																																		
RIPPLE & NOISE (max.) <small>Note.3</small>	100mVp-p	100mVp-p	100mVp-p	120mVp-p	150mVp-p	180mVp-p	240mVp-p	300mVp-p	300mVp-p																																																																																																																																																		
VOLTAGE TOLERANCE <small>Note.4</small>	±3.0%	±3.0%	±3.0%	±3.0%	±3.0%	±3.0%	±3.0%	±3.0%	±3.0%																																																																																																																																																		
LINE REGULATION <small>Note.5</small>	±1.0%	±1.0%	±1.0%	±1.0%	±1.0%	±1.0%	±1.0%	±1.0%	±1.0%																																																																																																																																																		
LOAD REGULATION <small>Note.6</small>	±3.0%	±3.0%	±3.0%	±3.0%	±3.0%	±3.0%	±3.0%	±3.0%	±3.0%																																																																																																																																																		
SETUP, RISE, HOLD UP TIME	3000ms, 40ms, 12ms / 230VAC      3000ms, 40ms, 12ms / 115VAC at full load																																																																																																																																																										
<b>INPUT</b>	<table border="1"> <tr> <td>VOLTAGE RANGE <small>Note.7</small></td> <td colspan="2">90 ~ 264VAC</td> <td colspan="7">135 ~ 370VDC</td> </tr> <tr> <td>FREQUENCY RANGE</td> <td colspan="10">47 ~ 63Hz</td> </tr> <tr> <td>EFFICIENCY (Typ.)</td> <td>81%</td> <td>85%</td> <td>86%</td> <td>87%</td> <td>87%</td> <td>88%</td> <td>88%</td> <td>89%</td> <td>89%</td> </tr> <tr> <td>AC CURRENT</td> <td colspan="2">1A / 100VAC</td> <td colspan="7">0.5A / 230VAC</td> </tr> <tr> <td>INRUSH CURRENT (max.)</td> <td colspan="10">COLD START 35A / 100VAC      70A / 230VAC</td> </tr> <tr> <td>LEAKAGE CURRENT (max.)</td> <td colspan="10">0.25mA / 240VAC</td> </tr> </table>										VOLTAGE RANGE <small>Note.7</small>	90 ~ 264VAC		135 ~ 370VDC							FREQUENCY RANGE	47 ~ 63Hz										EFFICIENCY (Typ.)	81%	85%	86%	87%	87%	88%	88%	89%	89%	AC CURRENT	1A / 100VAC		0.5A / 230VAC							INRUSH CURRENT (max.)	COLD START 35A / 100VAC      70A / 230VAC										LEAKAGE CURRENT (max.)	0.25mA / 240VAC																																																																																											
VOLTAGE RANGE <small>Note.7</small>	90 ~ 264VAC		135 ~ 370VDC																																																																																																																																																								
FREQUENCY RANGE	47 ~ 63Hz																																																																																																																																																										
EFFICIENCY (Typ.)	81%	85%	86%	87%	87%	88%	88%	89%	89%																																																																																																																																																		
AC CURRENT	1A / 100VAC		0.5A / 230VAC																																																																																																																																																								
INRUSH CURRENT (max.)	COLD START 35A / 100VAC      70A / 230VAC																																																																																																																																																										
LEAKAGE CURRENT (max.)	0.25mA / 240VAC																																																																																																																																																										
<b>PROTECTION</b>	<table border="1"> <tr> <td>OVERLOAD</td> <td colspan="10">110% ~ 200% rated output power Protection type : Hiccup mode, recovers automatically after fault condition is removed</td> </tr> <tr> <td>OVER VOLTAGE</td> <td colspan="10">115% ~ 135% rated output voltage Protection type : Clamp by zener diode</td> </tr> </table>										OVERLOAD	110% ~ 200% rated output power Protection type : Hiccup mode, recovers automatically after fault condition is removed										OVER VOLTAGE	115% ~ 135% rated output voltage Protection type : Clamp by zener diode																																																																																																																																				
OVERLOAD	110% ~ 200% rated output power Protection type : Hiccup mode, recovers automatically after fault condition is removed																																																																																																																																																										
OVER VOLTAGE	115% ~ 135% rated output voltage Protection type : Clamp by zener diode																																																																																																																																																										
<b>ENVIRONMENT</b>	<table border="1"> <tr> <td>WORKING TEMP.</td> <td colspan="10">-30 ~ +70°C (Refer to "Derating Curve")</td> </tr> <tr> <td>WORKING HUMIDITY</td> <td colspan="10">20% ~ 90% RH non-condensing</td> </tr> <tr> <td>STORAGE TEMP., HUMIDITY</td> <td colspan="10">-20 ~ +85°C, 10 ~ 95% RH</td> </tr> <tr> <td>TEMP. COEFFICIENT</td> <td colspan="10">±0.03% / °C (0 ~ 40°C)</td> </tr> <tr> <td>VIBRATION</td> <td colspan="10">10 ~ 500Hz, 2G 10min./1cycle, period for 60min. each along X, Y, Z axes</td> </tr> </table>										WORKING TEMP.	-30 ~ +70°C (Refer to "Derating Curve")										WORKING HUMIDITY	20% ~ 90% RH non-condensing										STORAGE TEMP., HUMIDITY	-20 ~ +85°C, 10 ~ 95% RH										TEMP. COEFFICIENT	±0.03% / °C (0 ~ 40°C)										VIBRATION	10 ~ 500Hz, 2G 10min./1cycle, period for 60min. each along X, Y, Z axes																																																																																																			
WORKING TEMP.	-30 ~ +70°C (Refer to "Derating Curve")																																																																																																																																																										
WORKING HUMIDITY	20% ~ 90% RH non-condensing																																																																																																																																																										
STORAGE TEMP., HUMIDITY	-20 ~ +85°C, 10 ~ 95% RH																																																																																																																																																										
TEMP. COEFFICIENT	±0.03% / °C (0 ~ 40°C)																																																																																																																																																										
VIBRATION	10 ~ 500Hz, 2G 10min./1cycle, period for 60min. each along X, Y, Z axes																																																																																																																																																										
<b>SAFETY &amp; EMC (Note. 8)</b>	<table border="1"> <tr> <td>SAFETY STANDARDS</td> <td colspan="10">UL62368-1, CSA C22.2 NO. 62368-1, TUV EN62368-1, AS/NZS 60950.1, CCC GB4943.1, EAC TP TC 004 approved</td> </tr> <tr> <td>WITHSTAND VOLTAGE</td> <td colspan="10">I/P-O/P:4242VDC</td> </tr> <tr> <td>ISOLATION RESISTANCE</td> <td colspan="10">I/P-O/P:100M Ohms / 500VDC / 25°C / 70% RH</td> </tr> <tr> <td rowspan="3">EMC EMISSION</td> <td>Parameter</td> <td colspan="7">Standard</td> <td colspan="2">Test Level / Note</td> </tr> <tr> <td>Conducted emission</td> <td colspan="7">EN55032(CISPR32)</td> <td colspan="2">Class B</td> </tr> <tr> <td>Radiated emission</td> <td colspan="7">EN55032(CISPR32)</td> <td colspan="2">Class B</td> </tr> <tr> <td rowspan="8">EMC IMMUNITY</td> <td>Parameter</td> <td colspan="7">Standard</td> <td colspan="2">Test Level / Note</td> </tr> <tr> <td>ESD</td> <td colspan="7">EN61000-4-2</td> <td colspan="2">Level 3, 8KV air; Level 2, 4KV contact</td> </tr> <tr> <td>RF field susceptibility</td> <td colspan="7">EN61000-4-3</td> <td colspan="2">Level 2, 3V/m</td> </tr> <tr> <td>EFT bursts</td> <td colspan="7">EN61000-4-4</td> <td colspan="2">Level 2, 1KV</td> </tr> <tr> <td>Surge susceptibility</td> <td colspan="7">EN61000-4-5</td> <td colspan="2">Level 3, 1KV/L-N</td> </tr> <tr> <td>Conducted susceptibility</td> <td colspan="7">EN61000-4-6</td> <td colspan="2">Level 2, 3V</td> </tr> <tr> <td>Magnetic field immunity</td> <td colspan="7">EN61000-4-8</td> <td colspan="2">Level 1, 1A/m</td> </tr> <tr> <td>Voltage dips , interruption</td> <td colspan="7">EN61000-4-11</td> <td colspan="2">&gt;95% dip 0. 5 periods, 30% dip 25 periods, &gt;95% interruptions 250 periods</td> </tr> </table>										SAFETY STANDARDS	UL62368-1, CSA C22.2 NO. 62368-1, TUV EN62368-1, AS/NZS 60950.1, CCC GB4943.1, EAC TP TC 004 approved										WITHSTAND VOLTAGE	I/P-O/P:4242VDC										ISOLATION RESISTANCE	I/P-O/P:100M Ohms / 500VDC / 25°C / 70% RH										EMC EMISSION	Parameter	Standard							Test Level / Note		Conducted emission	EN55032(CISPR32)							Class B		Radiated emission	EN55032(CISPR32)							Class B		EMC IMMUNITY	Parameter	Standard							Test Level / Note		ESD	EN61000-4-2							Level 3, 8KV air; Level 2, 4KV contact		RF field susceptibility	EN61000-4-3							Level 2, 3V/m		EFT bursts	EN61000-4-4							Level 2, 1KV		Surge susceptibility	EN61000-4-5							Level 3, 1KV/L-N		Conducted susceptibility	EN61000-4-6							Level 2, 3V		Magnetic field immunity	EN61000-4-8							Level 1, 1A/m		Voltage dips , interruption	EN61000-4-11							>95% dip 0. 5 periods, 30% dip 25 periods, >95% interruptions 250 periods	
SAFETY STANDARDS	UL62368-1, CSA C22.2 NO. 62368-1, TUV EN62368-1, AS/NZS 60950.1, CCC GB4943.1, EAC TP TC 004 approved																																																																																																																																																										
WITHSTAND VOLTAGE	I/P-O/P:4242VDC																																																																																																																																																										
ISOLATION RESISTANCE	I/P-O/P:100M Ohms / 500VDC / 25°C / 70% RH																																																																																																																																																										
EMC EMISSION	Parameter	Standard							Test Level / Note																																																																																																																																																		
	Conducted emission	EN55032(CISPR32)							Class B																																																																																																																																																		
	Radiated emission	EN55032(CISPR32)							Class B																																																																																																																																																		
EMC IMMUNITY	Parameter	Standard							Test Level / Note																																																																																																																																																		
	ESD	EN61000-4-2							Level 3, 8KV air; Level 2, 4KV contact																																																																																																																																																		
	RF field susceptibility	EN61000-4-3							Level 2, 3V/m																																																																																																																																																		
	EFT bursts	EN61000-4-4							Level 2, 1KV																																																																																																																																																		
	Surge susceptibility	EN61000-4-5							Level 3, 1KV/L-N																																																																																																																																																		
	Conducted susceptibility	EN61000-4-6							Level 2, 3V																																																																																																																																																		
	Magnetic field immunity	EN61000-4-8							Level 1, 1A/m																																																																																																																																																		
	Voltage dips , interruption	EN61000-4-11							>95% dip 0. 5 periods, 30% dip 25 periods, >95% interruptions 250 periods																																																																																																																																																		
<b>OTHERS</b>	<table border="1"> <tr> <td>LIFE</td> <td colspan="10">2 years : 100% load 40°C, 8 hours / day</td> </tr> <tr> <td>MTBF</td> <td colspan="10">100Khrs min. MIL-HDBK-217F (25°C)</td> </tr> <tr> <td>DIMENSION</td> <td colspan="10">94*48.4*40mm (L*W*H)</td> </tr> <tr> <td>PACKING</td> <td colspan="10">200g ; 50pcs / 12kg / CARTON</td> </tr> </table>										LIFE	2 years : 100% load 40°C, 8 hours / day										MTBF	100Khrs min. MIL-HDBK-217F (25°C)										DIMENSION	94*48.4*40mm (L*W*H)										PACKING	200g ; 50pcs / 12kg / CARTON																																																																																																														
LIFE	2 years : 100% load 40°C, 8 hours / day																																																																																																																																																										
MTBF	100Khrs min. MIL-HDBK-217F (25°C)																																																																																																																																																										
DIMENSION	94*48.4*40mm (L*W*H)																																																																																																																																																										
PACKING	200g ; 50pcs / 12kg / CARTON																																																																																																																																																										
<b>DC OUTPUT CONNECTOR</b>	<table border="1"> <tr> <td>PLUG</td> <td colspan="10">See page 4~5 ; Other type available by customer requested</td> </tr> <tr> <td>CABLE</td> <td colspan="10">See page 4~5 ; Other type available by customer requested</td> </tr> </table>										PLUG	See page 4~5 ; Other type available by customer requested										CABLE	See page 4~5 ; Other type available by customer requested																																																																																																																																				
PLUG	See page 4~5 ; Other type available by customer requested																																																																																																																																																										
CABLE	See page 4~5 ; Other type available by customer requested																																																																																																																																																										

**NOTE**

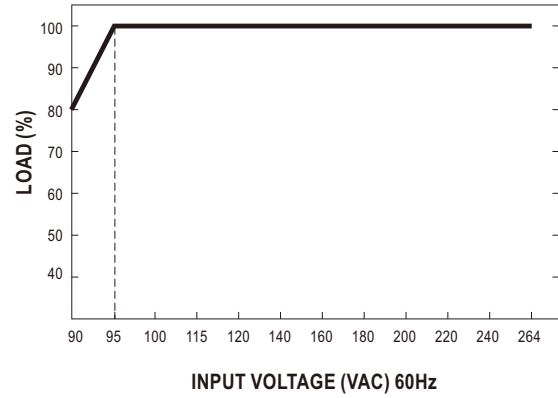
- All parameters are specified at 230VAC input, rated load, 25°C 70% RH ambient.
- DC voltage: The output voltage set at point measure by plug terminal & 50% load.
- Ripple & noise are measured at 20MHz by using a 12" twisted pair terminated with a 0.1uf & 47uf capacitor.
- Tolerance: includes set up tolerance, line regulation, load regulation.
- Line regulation is measured from low line to high line at rated load.
- Load regulation is measured from 10% to 100% rated load
- Derating may be needed under low input voltage. Please check the derating curve for more details.
- The power supply is considered as an independent unit, but the final equipment still need to re-confirm that the whole system complies with the EMC directives. For guidance on how to perform these EMC tests, please refer to "EMI testing of component power supplies." (as available on <http://www.meanwell.com>)
- Main body unit and AC inlet plug should be ordered separately ; it needs to be used along with any of the AC inlet plug.
- Please be aware that Australian type AC plug of GE40 Series CANNOT be used on GE12-GE30 series. However, UK, European, and US type AC plug doesn't have such concern. Order no. of Mix four type to GE40 is AC plug-MIX3, please DO NOT order AC plug-MIX.

※ Product Liability Disclaimer : For detailed information, please refer to <https://www.meanwell.com/serviceDisclaimer.aspx>

■ Derating Curve

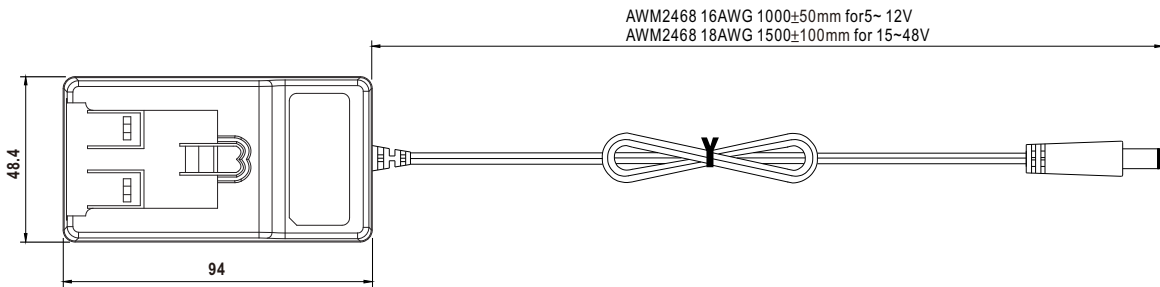
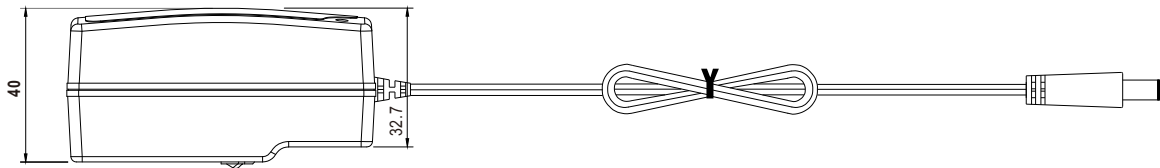


■ Static Characteristics



■ Mechanical Specification

Unit:mm



■ DC output plug

◎ Standard plug: P1J

Unit:mm

P1J	Pin Assignment
	Outside   Inside

◎ DC plug changeable through:

- (1) Customization of the standard part with an optional DC plug according to the table (MOQ applicable)
- (2) Quick adapter accessory (sold separately without MOQ)

Please refer to below table and online selection guide : [https://www.meanwell.com/upload/pdf/DC\\_plug.pdf](https://www.meanwell.com/upload/pdf/DC_plug.pdf)

Example quick adapter accessory:



◎ Optional DC plug: (Available in customized cable or quick adapter)

Tuning Fork Style		Type No.	A	B	C	Quick Adapter Accessory
			OD	ID	L	
		P1I	5.5	2.1	9.5	Available (Current rating: 7.5A max.)
		P1L	5.5	2.5	9.5	
		P1M	5.5	2.5	11.0	
		P1IR	5.5	2.1	9.5	
		P1JR	5.5	2.1	11.0	
		P1LR	5.5	2.5	9.5	
P1MR	5.5	2.5	11.0			
Barrel Style		Type No.	A	B	C	None
			OD	ID	L	
		P2I	5.5	2.1	9.5	
		P2J	5.5	2.1	11.0	
		P2L	5.5	2.5	9.5	
		P2M	5.5	2.5	11.0	
		P2IR	5.5	2.1	9.5	
		P2JR	5.5	2.1	11.0	
		P2LR	5.5	2.5	9.5	
		P2MR	5.5	2.5	11.0	
Lock Style		Type No.	A	B	C	None
			OD	ID	L	
		P2S(S761K)	5.53	2.03	12.06	
		P2K(761K)	5.53	2.54	12.06	
		P2C(S760K)	5.53	2.03	9.52	
		P2D(760K)	5.53	2.54	9.52	
SWITCHCRAFT original or equivalent						
Min. Pin Style		Type No.	A	B	C	Available (Current rating: 5A max.)
			OD	ID	L	
		P3A	2.35	0.7	11.0	
		P3B	4.0	1.7	11.0	
		P3C	4.75	1.7	11.0	

Center Pin Style	Type No.	A	B	C	D	Quick Adapter Accessory		
		OD	ID	L	Center Pin			
	P4A	5.5	3.4	11.0	1.0	Available (Current rating: 7.5A max.)		
	P4B	6.5	4.4	11.0	1.4			
	P4C	7.4	5.1	11.0	0.6			
Min. DIN 3 Pin with Lock (male)	Type No.	Pin Assignment						
	R6B	PIN No.	Output					
		1	+Vo					
		2	-Vo					
		3	+Vo					
		Min. DIN 4 Pin with Lock (male)	Type No.	Pin Assignment				
			R7B	PIN No.	Output			
1	+Vo							
2	-Vo							
3	-Vo							
		4	+Vo					
		Stripped and tinned leads	Type No.	Pin Assignment				
		<p>Length of Land L1 by request (MW's standard length, L: <u>25</u> mm, L1: <u>10</u> mm)</p>	by customer	PIN No.	Output			
				1 (Ribbed)	+Vo			
		2 (Letter)	-Vo					
					None			

■ **Installation Manual**

Please refer to : <http://www.meanwell.com/manual.html>