



**Features**

- Interchangeable AC plugs (plug kit sold sperately)
- Universal AC input / Full range
- No load power consumption < 0.075W
- **Energy efficiency Level VI**
- Comply with EISA 2007/DoE and EU ErP
- Class II power (without earth pin)
- Protections: Short circuit / Overload / Over voltage
- Pass LPS
- Fully enclosed plastic case
- LED indicator for power on
- **Various DC plug quick adapter accessory available**  
(Plug kit sold sperately, please refer to : [https://www.meanwell.com/upload/pdf/DC\\_plug.pdf](https://www.meanwell.com/upload/pdf/DC_plug.pdf))
- 2 years warranty

**Applications**

- Consumer electronic devices
- Telecommunication devices
- Office facilities
- Industrial equipments

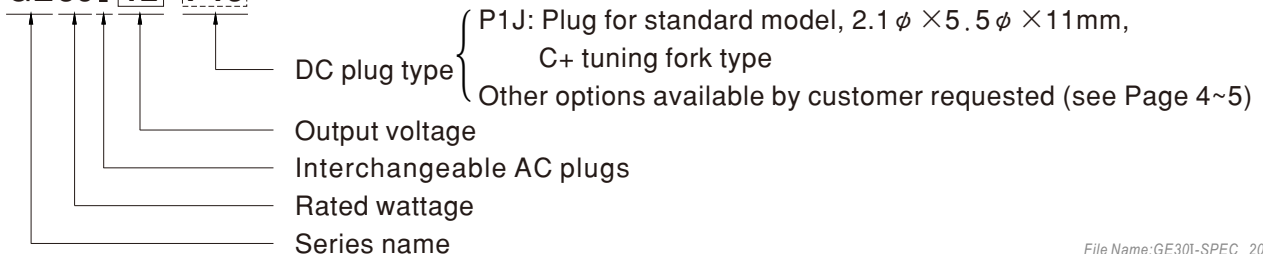
**Description**

GE30I is a highly reliable, 30W wall-mounted style single-output green adaptor series, which is compact and convenient for carry. This product is equipped with an interchangeable AC plug (4 types, including European type, USA type, U.K. type and Australian type) that makes it very suitable for businessmen to use in the major countries around the globe. GE30I is a class II power unit (without FG), accepting the input range from 90VAC to 264VAC that it can satisfy the demands for various types of electrical devices.

With the working efficiency up to 87% and the extremely low no-load power consumption below 0.075W, GE30I is compliant with the latest USA energy regulation EISA 2007/DoE(Level VI) and EU ErP. The supreme feature allows the adaptor to save the energy when it is under either the operating mode or the standby mode. The entire series is approved for international safety regulations; moreover, it adopts the 94V-0 flame retardant plastic case that it can effectively prevent users from electric hazard.

**Model Encoding**

**GE30I 12 -P1J**



Interchangeable AC plug specifically for GE12/18/24/30/40I

TYPE					
	Australian type	U.K type	European type	US type	Mix four type
ORDER NO.	AC plug-AU	AC plug-UK	AC plug-EU	AC plug-US	AC plug-MIX

SPECIFICATION

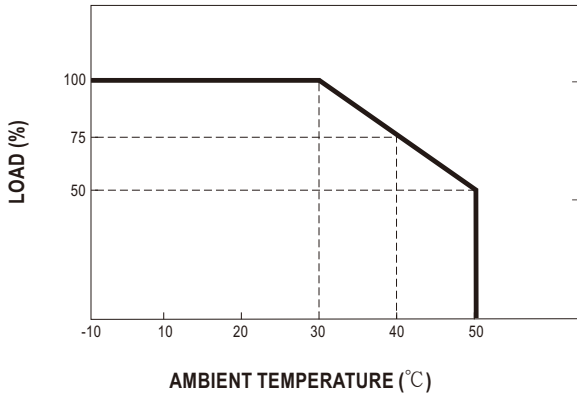
POWER SUPPLY MAIN BODY ORDER NO.	GE30I12-P1J	GE30I15-P1J	GE30I18-P1J	GE30I24-P1J	
OUTPUT	<b>SAFETY MODEL NO.</b>	GE30I12	GE30I15	GE30I18	GE30I24
	<b>DC VOLTAGE</b> <small>Note.2</small>	12V	15V	18V	24V
	<b>RATED CURRENT</b>	2.5A	2A	1.66A	1.25A
	<b>CURRENT RANGE</b>	0 ~ 2.5A	0 ~ 2A	0 ~ 1.66A	0 ~ 1.25A
	<b>RATED POWER (max.)</b>	30W	30W	30W	30W
	<b>RIPPLE &amp; NOISE (max.)</b> <small>Note.3</small>	120mVp-p	150mVp-p	180mVp-p	240mVp-p
	<b>VOLTAGE TOLERANCE</b> <small>Note.4</small>	±3.0%	±3.0%	±3.0%	±3.0%
	<b>LINE REGULATION</b> <small>Note.5</small>	±1.0%	±1.0%	±1.0%	±1.0%
<b>LOAD REGULATION</b> <small>Note.6</small>	±3.0%	±3.0%	±3.0%	±3.0%	
<b>SETUP, RISE, HOLD UP TIME</b>	4000ms, 100ms, 30ms / 230VAC      4000ms, 100ms, 10ms / 115VAC at full load				
INPUT	<b>VOLTAGE RANGE</b> <small>Note.7</small>	90 ~ 264VAC      135 ~ 370VDC			
	<b>FREQUENCY RANGE</b>	47 ~ 63Hz			
	<b>EFFICIENCY (Typ.)</b>	84%	86%	87%	87%
	<b>AC CURRENT</b>	0.7A / 100VAC      0.4A / 230VAC			
	<b>INRUSH CURRENT (max.)</b>	COLD START 40A / 100VAC      80A / 230VAC			
<b>LEAKAGE CURRENT (max.)</b>	0.25mA / 240VAC				
PROTECTION	<b>OVERLOAD</b>	110% ~ 200% rated output power Protection type : Hiccup mode, recovers automatically after fault condition is removed			
	<b>OVER VOLTAGE</b>	115% ~ 135% rated output voltage Protection type : Clamp by zener diode			
ENVIRONMENT	<b>WORKING TEMP.</b>	-10 ~ +50°C (Refer to "Derating Curve")			
	<b>WORKING HUMIDITY</b>	20% ~ 90% RH non-condensing			
	<b>STORAGE TEMP., HUMIDITY</b>	-20 ~ +85°C, 10 ~ 95% RH			
	<b>TEMP. COEFFICIENT</b>	±0.03% / °C (0 ~ 30°C)			
	<b>VIBRATION</b>	10 ~ 500Hz, 2G 10min./1cycle, period for 60min. each along X, Y, Z axes			
SAFETY & EMC (Note. 8)	<b>SAFETY STANDARDS</b>	UL62368-1, CSA C22.2 NO. 62368-1, TUV EN62368-1, AS/NZS 60950.1, CCC GB4943, EAC TP TC 004 approved			
	<b>WITHSTAND VOLTAGE</b>	I/P-O/P:4242VDC			
	<b>ISOLATION RESISTANCE</b>	I/P-O/P:100M Ohms / 500VDC / 25°C / 70% RH			
	EMC EMISSION	<b>Parameter</b>	<b>Standard</b>	<b>Test Level / Note</b>	
		Conducted emission	EN55032(CISPR32)	Class B	
		Radiated emission	EN55032(CISPR32)	Class B	
	EMC IMMUNITY	<b>Parameter</b>	<b>Standard</b>	<b>Test Level / Note</b>	
		ESD	EN61000-4-2	Level 3, 8KV air; Level 2, 4KV contact	
		RF field susceptibility	EN61000-4-3	Level 2, 3V/m	
		EFT bursts	EN61000-4-4	Level 2, 1KV	
Surge susceptibility		EN61000-4-5	Level 3, 1KV/L-N		
Conducted susceptibility		EN61000-4-6	Level 2, 3V		
Magnetic field immunity		EN61000-4-8	Level 1, 1A/m		
Voltage dips, interruption	EN61000-4-11	>95% dip 0. 5 periods, 30% dip 25 periods, >95% interruptions 250 periods			
OTHERS	<b>LIFE</b>	2 years : 100% load 30°C, 8 hours / day			
	<b>MTBF</b>	100Khrs min. MIL-HDBK-217F (25°C)			
	<b>DIMENSION</b>	81*43*40.5mm (L*W*H)			
	<b>PACKING</b>	134g ; 50pcs / 8.4kg / CARTON			
DC OUTPUT CONNECTOR	<b>PLUG</b>	See page 4~5 ; Other type available by customer requested			
	<b>CABLE</b>	See page 4~5 ; Other type available by customer requested			

**NOTE**

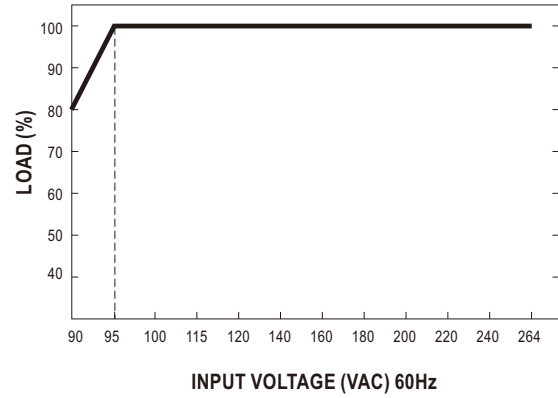
- All parameters are specified at 230VAC input, rated load, 25°C 70% RH ambient.
- DC voltage: The output voltage set at point measure by plug terminal & 50% load.
- Ripple & noise are measured at 20MHz by using a 12" twisted pair terminated with a 0.1uf & 47uf capacitor.
- Tolerance: includes set up tolerance, line regulation, load regulation.
- Line regulation is measured from low line to high line at rated load.
- Load regulation is measured from 10% to 100% rated load
- Derating may be needed under low input voltage. Please check the derating curve for more details.
- The power supply is considered as an independent unit, but the final equipment still need to re-confirm that the whole system complies with the EMC directives. For guidance on how to perform these EMC tests, please refer to "EMI testing of component power supplies." (as available on <http://www.meanwell.com>)
- Main body unit and AC inlet plug should be ordered separately ; it needs to be used along with any of the AC inlet plug.

※ Product Liability Disclaimer : For detailed information, please refer to <https://www.meanwell.com/serviceDisclaimer.aspx>

■ Derating Curve

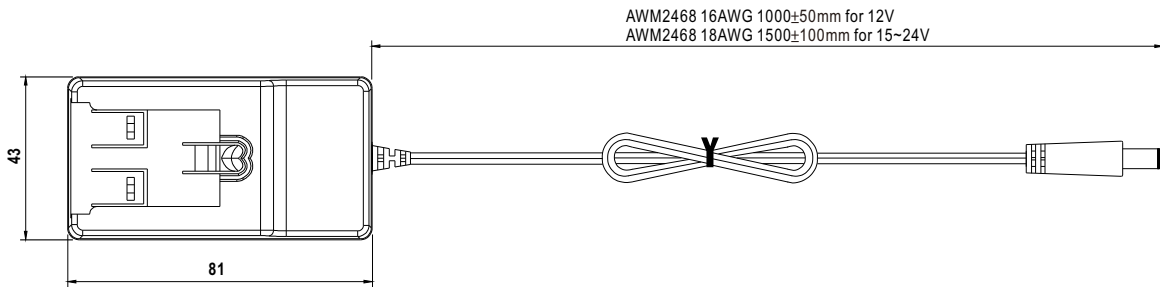
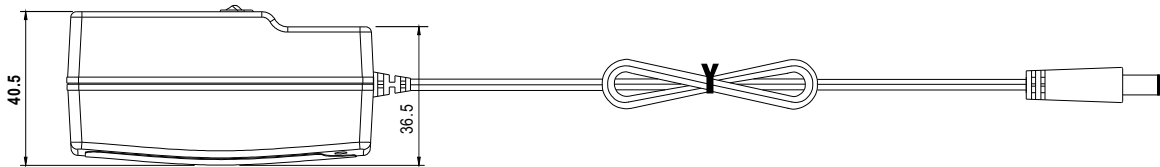


■ Static Characteristics



■ Mechanical Specification

Unit:mm



■ DC output plug

◎ Standard plug: P1J

Unit:mm

P1J	Pin Assignment
	Outside  Inside

◎ DC plug changeable through:

- (1) Customization of the standard part with an optional DC plug according to the table (MOQ applicable)
- (2) Quick adapter accessory (sold separately without MOQ)

Please refer to below table and online selection guide : [https://www.meanwell.com/upload/pdf/DC\\_plug.pdf](https://www.meanwell.com/upload/pdf/DC_plug.pdf)

Example quick adapter accessory:



◎ Optional DC plug: (Available in customized cable or quick adapter)

Tuning Fork Style		Type No.	A	B	C	Quick Adapter Accessory		
			OD	ID	L			
		P1I	5.5	2.1	9.5	Available (Current rating: 7.5A max.)		
		P1L	5.5	2.5	9.5			
		P1M	5.5	2.5	11.0			
		P1IR	5.5	2.1	9.5			
		P1JR	5.5	2.1	11.0			
		P1LR	5.5	2.5	9.5			
		P1MR	5.5	2.5	11.0			
Barrel Style		Type No.	A	B	C	None		
			OD	ID	L			
		P2I	5.5	2.1	9.5			
		P2J	5.5	2.1	11.0			
		P2L	5.5	2.5	9.5			
		P2M	5.5	2.5	11.0			
		P2IR	5.5	2.1	9.5			
		P2JR	5.5	2.1	11.0			
		P2LR	5.5	2.5	9.5			
		P2MR	5.5	2.5	11.0			
		Lock Style		Type No.	A	B	C	None
					OD	ID	L	
		P2S(S761K)	5.53	2.03	12.06			
		P2K(761K)	5.53	2.54	12.06			
		P2C(S760K)	5.53	2.03	9.52			
		P2D(760K)	5.53	2.54	9.52			
SWITCHCRAFT original or equivalent								
Min. Pin Style		Type No.	A	B	C	Available (Current rating: 5A max.)		
			OD	ID	L			
		P3A	2.35	0.7	11.0			
		P3B	4.0	1.7	11.0			
		P3C	4.75	1.7	11.0			

Center Pin Style	Type No.	A	B	C	D	Quick Adapter Accessory
		OD	ID	L	Center Pin	
	P4A	5.5	3.4	11.0	1.0	Available (Current rating: 7.5A max.)
	P4B	6.5	4.4	11.0	1.4	
	P4C	7.4	5.1	11.0	0.6	
Min. DIN 3 Pin with Lock (male)	Type No.	Pin Assignment		Available (Current rating: 7.5A max.)		
	R6B	PIN No.	Output			
		1	+Vo			
		2	-Vo			
		3	+Vo			
Min. DIN 4 Pin with Lock (male)	Type No.	Pin Assignment		Available (Current rating: 7.5A max.)		
	R7B	PIN No.	Output			
		1	+Vo			
		2	-Vo			
		3	-Vo			
		4	+Vo			
Stripped and tinned leads	Type No.	Pin Assignment		None		
<p>Length of Land L1 by request (MW's standard length, L: <u>25</u> mm, L1: <u>10</u> mm)</p>	by customer	PIN No.	Output			
		1 (Ribbed)	+Vo			
		2 (Letter)	-Vo			

■ **Installation Manual**

Please refer to : <http://www.meanwell.com/manual.html>